

Product Name: LED PLL Tube Series

Input Voltage: Determined by fluorescent ballast

### 1. Product Features:

- UL certified
- Plug-n-Play replacement
- Compatible with electronic instant start, rapid start, and programmed start ballasts.

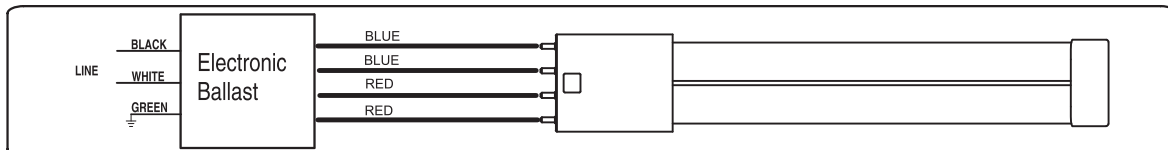
### 2. Installation Instructions:

Please completely comply with these instructions and notes, to ensure that the product is operated in a safe condition. Lamp to be

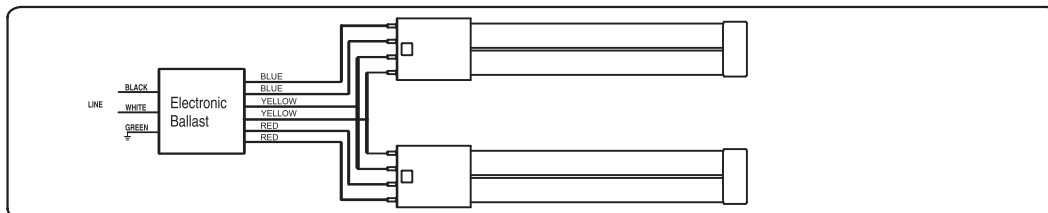
#### ⚠ Safety Precautions:

- 1). WARNING: Risk of shock. Disconnect power before installation.
- 2). LED PLL lamp for use only with products described and installed in accordance with product specifications. LED PLL lamp to be operated with fluorescent electronic ballast.
- 3). WARNING: RISK OF FIRE, USE ONLY IN PLACE OF FLUORESCENT LAMPS SPECIFIED ON LABEL. RISK OF ELECTRIC SHOCK. SUITABLE FOR DAMP LOCATIONS.
- 4). DO NOT INSTALL THIS LAMP IN A PRE-HEAT LUMINAIRE.

#### Retrofit luminaire with 1 lamp

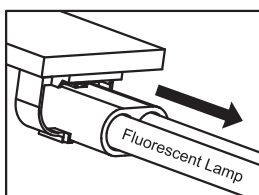


#### Retrofit luminaire with 2 lamp

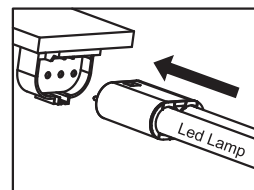


## INSTALLATION INSTRUCTIONS

- 1) Power OFF
- 2) Remove lens or diffuser (if applicable)
- 3) Remove existing fluorescent lamps from the luminaire.



- 4) Bring LED lamp to luminaire and insert lamp pins into luminaire lamp holders.



*Note: install LED PLL replacement lamp one for each fluorescent lamp removed.*

- 5) Place lens or diffuser back in place (if applicable)
- 6) power ON.

**CAUTION RISK OF FIRE - IF THE LAMP OR LUMINAIRE EXHIBITS UNDESIRABLE OPERATION (BUZZING, FLICKERING, ETC.), IMMEDIATELY TURN OFF POWER, REMOVE LAMP FROM LUMINAIRE AND CONTACT MANUFACTURER.**

**ATTENTION RISQUE DE FEU - SI LA LAMPE OU LE LUMINAIRE MONTRE DES SIGNES D'OPERATION INDESIRABLE (BRUIT, VIBRATION, CLIGNOTEMENT, ETC.), ALORS COUPER IMMÉDIATEMENT LE COURANT ET ENLÈVER LA LAMPE DE L'APPAREIL D'ÉCLAIRAGE ENTRER EN CONTACT AVEC LE FABRICANT.**

**WARNING - Risk of fire or electric shock. Install this kit only in luminaires that have the construction features and dimensions shown in the photographs and/or drawings and where the input rating of the retrofit kit does not exceed the input rating of the luminaire.**

**AVERTISSEMENT - Risque d'incendie ou de choc électrique. Installez ce the kit dans des luminaires qui ont les caractéristiques de construction et les dimensions indiquées dans les photographies et / ou dessins et la cote de l'entrée du kit ne dépasse pas la capacité d'entrée du luminaire.**

**WARNING - Risk of fire or electric shock. LED Retrofit Kit installation requires knowledge of luminaires electrical systems. If not, do not attempt installation. Contact a qualified electrician.**

**AVERTISSEMENT - Risque d'incendie ou de choc électrique. Installation du kit de Retrofit LED exige une connaissance des systèmes électriques luminaires. Si vous n'êtes pas, ne tentez pas de l'installation. Contactez un électricien qualifié.**

**WARNING - To prevent wiring damage or abrasion, do not expose wiring to edges of sheet metal or other sharp objects.**

**AVERTISSEMENT -Pour éviter d'endommager le câblage ou à l'abrasion, ne pas exposer le câblage aux bords de tôle ou d'autres objets pointus.**

**NOT FOR EMERGENCY LIGHTING.**

**THIS RETROFIT KIT IS ACCEPTED AS A COMPONENT OF A LUMINAIRE WHERE THE SUITABILITY OF THE COMBINATION SHALL BE DETERMINED BY AUTHORITIES HAVING JURISDICTION.**

**THIS LAMP ONLY OPERATES ON ELECTRONIC BALLASTS. IF LAMP DOES NOT LIGHT WHEN THE LUMINAIRE IS ENERGIZED, REMOVE LAMP FROM LUMINAIRE AND CONTACT LAMP MANUFACTURER OR QUALIFIED ELECTRICIAN.**

**Do not make or alter any open holes in an enclosure of wiring or electrical components during kit installation. Installers should not disconnect existing wires from lampholder terminals to make new connections at lampholder terminals. Instead installers should cut existing lampholder leads away from the lampholder and make new electrical connections to lampholder lead wires by employing applicable connectors.**

**TESTED WITH BELOW BALLAST. SEE INSTRUCTIONS OR WEBSITE FOR MORE INFORMATION ON BALLAST COMPATIBILITY.**

Model Number	Ballast MFR	Ballast Model
FT/LED/23W/IS/XXK	PHILIPS LIGHTING NORTH AMERICA CORPORATION(E14927)	ICF-2S42-M2-LD

**The units covered by this report were intended to retrofit surface mount with diffuser, Type IC or non-IC recessed mount Listed fluorescent luminaires that use maximum three tubular lamp, the minimum lamp compartment dimensions are tabulated below:**

Model Number	MINIMUM LAMP COMPARTMENT DIMENSIONS [Length x Width x Height] [cm]
FT/LED/23W/IS/XXK	62 x 60 x 8.6

This device complies with Part 15 of the FCC Rules.  
Operation is subject to the following two conditions:  
(1) this device may not cause harmful interference, and  
(2) this device must accept any interference received,  
including interference that may cause undesired operation.

**Sunshine Lighting Company**  
744 CLINTON STREET  
BROOKLYN, NY 11231 USA  
TEL: 718-768-7000  
FAX: 718-768-0970